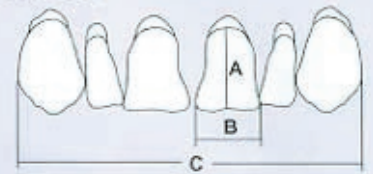


KING HUE

CROSS LINKED ACRYLIC TEETH



Anteriors



A B C
9.50 7.8 42.00



9.20 5.00 32.00



8.80 5.00 34.00



9.00 5.00 33.00



10.00 6.00 38.00



8.30 4.50 31.00

A B C
9.00 7.00 38.50



8.20 5.00 31.50



8.30 4.50 31.00



10.00 6.00 38.00



9.80 5.50 36.00



9.30 5.50 37.50

A B C
9.30 8.00 44.00



8.80 5.00 34.00



9.50 5.00 34.00

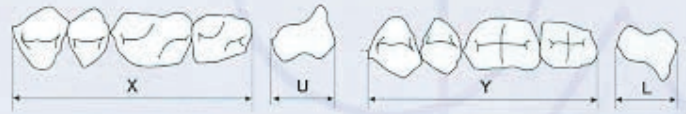
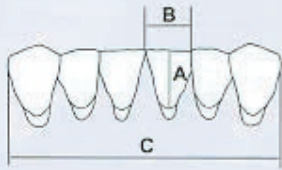


9.50 5.00 34.00



10.80 5.80 38.50

Posteriors



A B C
10.00 8.80 47.50

135



10.00 6.00 38.00

10.00 7.50 41.00

263



9.00 5.00 33.00

10.80 8.00 45.00

264



10.00 6.00 38.00

12.00 9.00 49.00

266



11.50 5.50 38.00

12.40 9.50 51.00

267



11.50 5.50 38.00

0° 31Z

X 29.50
U 7.20

Y 31.00
L 8.40



10° 32F

X 31.00
U 8.50

Y 32.50
L 9.00



10° 33F

X 32.00
U 9.10

Y 34.50
L 9.40



20° 29M

X 29.00
U 7.20

Y 32.00
L 7.80



20° 29L

X 29.00
U 8.20

Y 32.50
L 8.20



20° 31M

X 31.00
U 7.90

Y 32.50
L 8.50



20° 31L

X 30.90
U 8.70

Y 34.50
L 8.70





CROSS LINKED ACRYLIC TEETH

20° 33M

X 32.00
U 8.60

Y 35.50
L 8.70



33° 30M

X 29.00
U 7.70

Y 31.50
L 7.70



33° 30L

X 29.00
U 8.00

Y 31.00
L 8.40



33° 32M

X 31.00
U 7.60

Y 33.50
L 8.20



33° 32L

X 30.00
U 8.40

Y 33.00
L 8.70



33° 34M

X 32.50
U 8.80

Y 34.50
L 9.30



33° 34L

X 33.00
U 8.90

Y 35.50
L 9.20

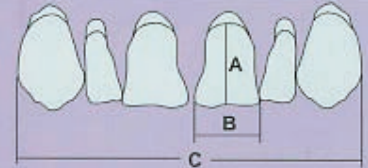


Articulation	Anteriors		Posteriors	
	0°	10°	20°	33°
3M			29M	30M
2D			32F	29L
3D	31Z		33F	31M
B3			29M	30M
A24			29M	30M
A25	31Z	33F	31M	30M
A26	31Z	33F	31M	30M
2N			29L	30L
3N	31Z	32F	31M	30L
2P	31Z	33F	31L	30L
3P		33F	33M	34M
1H		33F		34L
4H		33F	33M	32M
133			29M	30M
135	31Z	33F	33M	32M
263		32F	29L	30M
264	31Z		31L	30M
266			33M	34L
267			33L	34L

Mould 3M

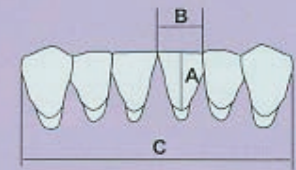
Upper anteriors

A 9.0 B 7.0 C 38.5



Lower anteriors

A 8.20 B 5.0 C 31.5



A Length of central without collar (mm)

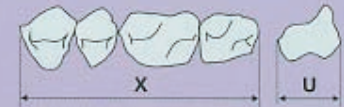
B Width of central (mm)

C Width of 6 anteriors on flat plane (mm)

Mould 30L

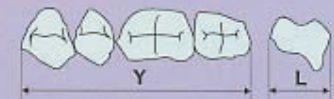
Upper posteriors

X 29.0 U 8.0



Lower posteriors

Y 31.0 L 8.4



X/Y The average width of a 1x4 set

U/L The average depth of the left first molar

Shades

59 • 62 • 65 • 66 • 67 • 69 • 77 • 81

Posterior angulation

